

UKFIET day conference on Education for Children affected by Emergencies

Equitable access to quality education for refugee children and youth

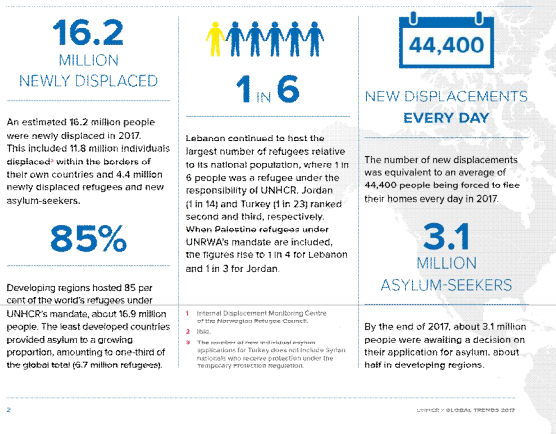

Cambridge Education, Cambridge, 3rd October 2018

UNHCR Education Section
Division of Resilience and Solutions

Facts & Figures

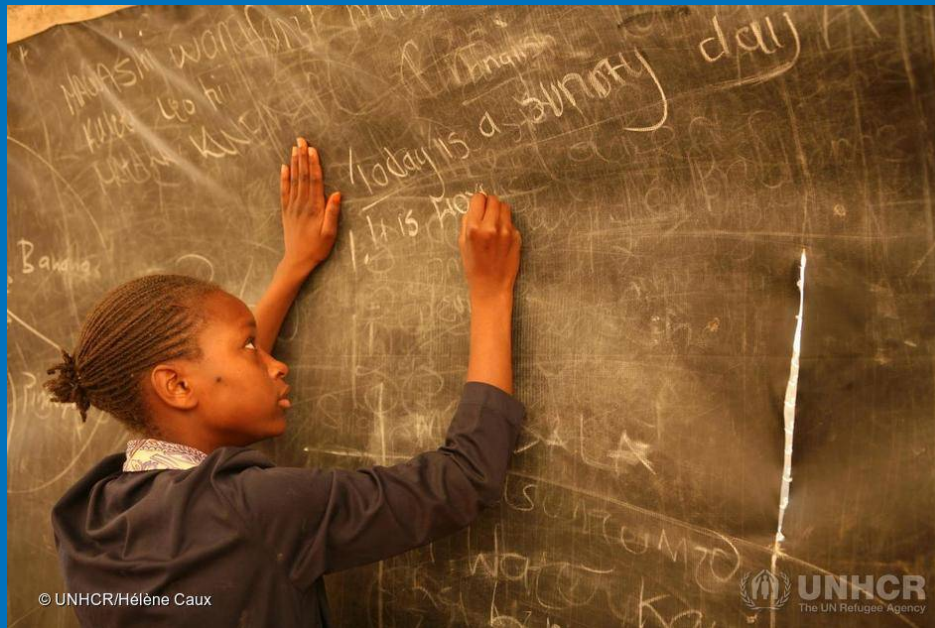
2017 IN REVIEW Trends at a Glance

Globally, the forcibly displaced population increased in 2017 by 2.9 million. By the end of the year, 68.5 million individuals were forcibly displaced worldwide as a result of persecution, conflict, or generalized violence. As a result, the world's forcibly displaced population remained yet again at a record high.



- 68.5 million forcibly displaced worldwide
- 25.4 million refugees
 - 19.9 million under UNHCR mandate
 - 5.4 million Palestine refugees under UNRWA's mandate
- 40.0 million Internally Displaced People
- 3.1 million asylum seekers
- 13.4 million refugees in protracted situations

Facts & Figures



- 50% are under the age of 18
- 7.4 million school-age refugees
- 92% of school-age refugees hosted in developing countries

Facts & Figures

4M

Four million **refugee children** are out of school. An increase of **half a million** in one year.

Source: UNHCR (2017)



In just one year,
the number of
refugee children
out of school has
increased by
half a million

Facts & Figures

Primary school enrolment



Source: UNESCO (2016), UNHCR (2017)



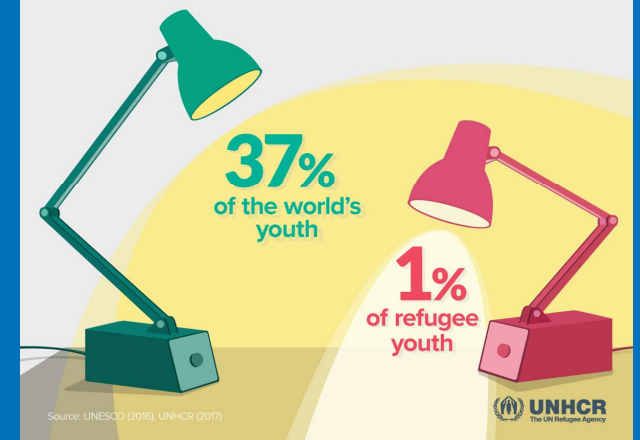
Secondary school enrolment



Source: UNESCO (2016), UNHCR (2017)



Higher education enrolment

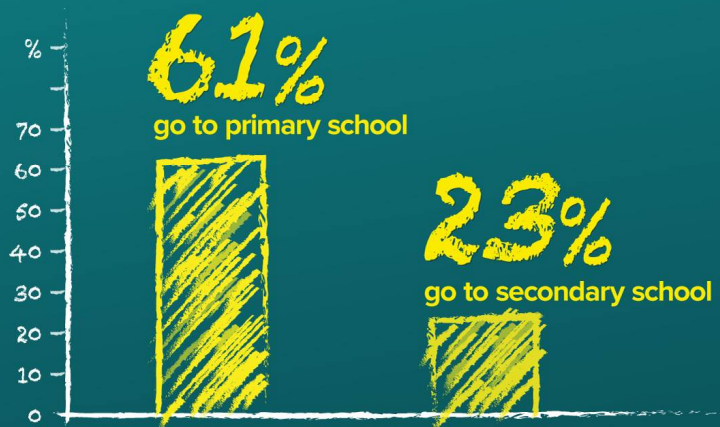


Source: UNESCO (2016), UNHCR (2017)



Facts & Figures

Nearly **two thirds** of refugee children who go to primary school do not make it to secondary school



Source: UNHCR (2017)



Photo credit: © UNHCR/Brian Sokol

